

# STEVENAGE DAY

## RE-IMAGINED


### 2022







KINETIKA  
DESIGN THAT MOVES



A selection of flags designed and made by community groups with Kinetika

## CONTENTS

### INTRODUCTION

p3

### ABOUT KINETIKA

p4

### TAKING PART

p5

### 10 FLAGS

p6

### KINETIKA FLAG ARTISTS

p7

### FLAG INSPIRATION

p8

### DESIGNING YOUR FLAGS

p9

### WHAT HAPPENS NEXT

p10

### ABOUT MURSHIDABAD SILK

p11



# INTRODUCTION

Stevenage Borough Council, Junction 7 Creatives CIC and our Arts & Heritage Forum partners are working with Kinetika on an exciting new Stevenage Day project. Stevenage Day is always an exciting programme of events, but this year, we will be adding a new creative programme that aims to highlight the cultural and creative diversity of Stevenage. A new flag-making project led by Kinetika and

supported using public funds from the National Lottery Community Fund will engage with community groups to showcase our vibrant and diverse cultures and talent across the town. Communities will have the opportunity to share their stories and identities through the creation of 10 flags, which will fly high at Stevenage Day and contribute toward a new identity and legacy for the town. Communities will also have the opportunity to wave their flags with pride on the day, such as in a carnivalesque procession. By coming together to create these flags, share them, and join in Stevenage Day activities, we hope to champion diversity and galvanise cohesion as we recover from the pandemic.



KINETIKA  
DESIGN THAT MOVES



**Thank you for helping us create a legacy of community will and spirit through difficult times and a beacon of hope for a brighter future.**



# ABOUT KINETIKA



Kinetika is an internationally renowned company, specialising in creating large-scale handpainted silks. For over 20 years we have been combining world-class design with community projects to produce spectacular outdoor commissions that engage diverse audiences wherever they work. Founded by artistic director Ali Pretty in 1997 and inspired by her training in carnival arts in Trinidad and India,

Kinetika now has an unrivalled reputation for working with local communities on projects that change the way people feel about where they live. From local community walks in Essex to high streets and city squares across the UK, out to the Great Wall of China, Ethiopia and West Bengal. In 2020/1 Kinetika responded to the challenge of Covid-19 and produced projects with communities in Essex, the

Thames Estuary and Milton Keynes, developing online resources to facilitate the designs of flags working with local communities.

**Have a look at this film of making the Milton Keynes Flags with community groups. <https://www.youtube.com/watch?v=c5vbJ4t00zQ&t=15s>**

**[kinetika.co.uk](http://kinetika.co.uk)**



Top row:  
Land of the Fanns  
community flags;  
second row:  
Milton Keynes  
community flags



# TAKING PART

**We are delighted to invite you to take part in creating the flags for Stevenage Day Re-imagined 2022.**

We will be working with you and your groups to design a set of ten beautiful silk flags that reflect the many communities and hidden gems of Stevenage.

This resource pack is to inspire you to get creative with your group members and to support you through a step-by-step process in creating the designs for your groups' flags.

The process begins with the intro day on **5th April**, at Junction 7 Creatives CIC, in the Town Square.

In the week of **11th April**, Kinetika's artistic director Ali Pretty will host two or three Zoom sessions.

Following this, you are invited to start thinking about the stories that will form your flag design. The stories can be based on local places of interest, historical facts, local legends,

industry, or famous local characters.

We want these stories to represent you and your group, you can use interpretations such as poems, artwork, or creative writing and personal accounts from individuals. Taking inspiration from the themes within this pack, they will all have an emphasis on highlighting a feature or aspect of Stevenage that deserves celebration and wider recognition.

On **25th and 26th April**, Kinetika artist Ciara Callaghan will run face-to-face workshops in Stevenage to work with you and your group to begin finalising the designs, which will then be scaled up and waxed at the Kinetika Studios in Essex between **4th and 7th May**.

Finally, between **9th and 13th May**, the flags will be painted at Kinetika Studios - groups are welcome to join us with this.

**You can sign up to visit the studios by booking a session through [george@kinetika.co.uk](mailto:george@kinetika.co.uk)**



**A community flag project in Grays, Essex. From top: Flag drawings, painting the silks, and one of the finished designs**



# 10 FLAGS

So that all of our designs work together as a coherent collective artwork, we hope to use Mondrian art influences as one of our many sources of inspiration, in particular the colours that are found in Stevenage Town Centre - red, black, yellow and blue. We hope to incorporate these bold lines and colours during the double waxing of the flags at the Kinetika Studios in May 2022.





# KINETIKA FLAG ARTISTS



**SARAH DOYLE**

After graduating university, Sarah

worked for ten years in the early years education sector and has always had a passion for art and inspiring creativity in young people. Sarah is currently a cake artist specialising in creating sugar models and bespoke cakes. After designing a flag for the Tilbury carnival in 2019, she soon fell in love with batik and creating stunning silk flags with Kinetika. Sarah has been working as an artist with Kinetika for the past 18 months, supporting several projects including T100 mandalas, Grays community flags, Carnival Gold and Beach of Dreams. Sarah loves working with communities and individuals to help bring their ideas and creativity to life.



**CIARA CALLAGHAN**

Ciara is an artist working primarily in textiles.

Through her research and practice in dyeing, embroidery and quilt making, she explores the role of heritage craft in contemporary culture, feminism and the interrelation between object and owner. She is interested in themes of place making and belonging; the importance of hyper local colour and textile objects in relation to place. Ciara is an associate artist at MK Gallery and the Milton Keynes Art Centre. Her work has been exhibited at MK Gallery, The New Earth Art School and The Barbican Centre.



**LISA MEEHAN**

Lisa has been an artist with Kinetika for the past

four years, leading and participating in multiple projects including Silk River, Norwich Circus 250 and Neasden Temple Scrolls. Lisa runs drawing, painting and printmaking workshops. After graduating from university, Lisa led a team at a historical fine art print studio, working from original illustrations at the Natural History Museum, and produced watercolour samples for collectable limited edition prints of the Banks Florilegium, Karl Bodmer's Illustrations, and Ferdinand Bauer's Botanical Illustrations.



# FLAG INSPIRATION

**THE THEME BEHIND OUR FLAGS  
IS “I AM BECAUSE WE ARE”.**

Stevenage stakeholders and community groups will come together to think about ideas for their flag design. Brainstorm ideas, collect images, photographs, logos, articles, stories and anything that will help you start to create ideas for your flags.


**Use the following to help your research and ideas:**

**HERITAGE & LEGACY** Places, people, traditions, objects and stories that hold special meaning for you, your group and your community.

**HOPES & AMBITIONS** Think about your visions of a brighter future. What do you see?

**IDENTITY & BELONGING** What gets across who you are? What represents a sense of belonging for you in your community?

**“THE HEART OF A TOWN LIES IN ITS PEOPLE”**





# DESIGNING YOUR FLAGS

1

**DON'T PANIC** — we will support you every step of the way!

2

Think about the story for each flag and select 1- 3 key images that will best illustrate it. This could be a building, the landscape, main character, a logo etc.

3


Either make a quick sketch, or compose your photos, tracings, logos, etc into a collage to map out how these images might be composed within the flag.

4

When designing your flag, draw or trace each image separately on an A3 or A2 sheet in pencil.

5

When you are happy with your drawings, go over each one with a thick black marker pen.



6

Cut out these images leaving a small border around the black line and place them on the dot and cross pattern and experiment with positioning them until you're happy with the composition.

7

Stick them down with masking tape or blue tack, ready to return to Kinetika. The event organisers will collect your designs from you and send them to Kinetika.

8

Don't forget to sign up for a session to come and paint at the Kinetika Studios in May.



**KINETIKA**  
DESIGN THAT MOVES

# WHAT HAPPENS NEXT

The following images demonstrate the process from the drawing to a finished flag, including the layering of the textures that can be created through the double waxing technique.



First layer of  
paint after  
first waxing



Double  
waxing



Second  
painting



Finished  
flag







## ABOUT MURSHIDABAD SILK

Kinetika is an importer of this heritage-quality hand-woven silk from West Bengal. Sales support Kinetika's charitable work and help the weavers to continue their skilled craft.

Murshidabad silk is now our preferred choice when making batik flags due to its ability to hold bright dye colours and the soft but durable texture.

Kinetika is internationally renowned for creating stunning large-scale hand-painted silks, using the process of batik to make beautiful flags, costumes and products for the last 25 years. While developing the Silk River project in India, Kinetika was introduced to a very fine, high quality 100% hand-woven silk from Murshidabad, a district in West Bengal.

Kinetika were very keen to work with this exquisite silk and through the Crafts Council of West Bengal (CCWB) were able to connect directly with the local weavers who still had the original looms and the required level of skill. Realising that the weaving skill required for this heritage fabric is in danger of being lost, Kinetika is now working closely with Ajoy, a local silk merchant and CCWB to make it available in the UK to silk painters and lovers who will appreciate how unique it is.



The silk is woven in Dangapara, a small village in Murshidabad by 14 families of weavers who are the last generation who have this skill. Kinetika hope that by creating a new demand for this silk, they will encourage this community to continue this ancient tradition.

**Find out more, and purchase, from <https://kinetika.co.uk/about-murshidabad-silk>**



THANK YOU FOR  
TAKING PART IN

# STEVENAGE DAY

## RE-IMAGINED

### 2022

## FLAG-MAKING PROJECT

WE LOOK FORWARD TO SEEING  
YOUR WONDERFUL DESIGNS